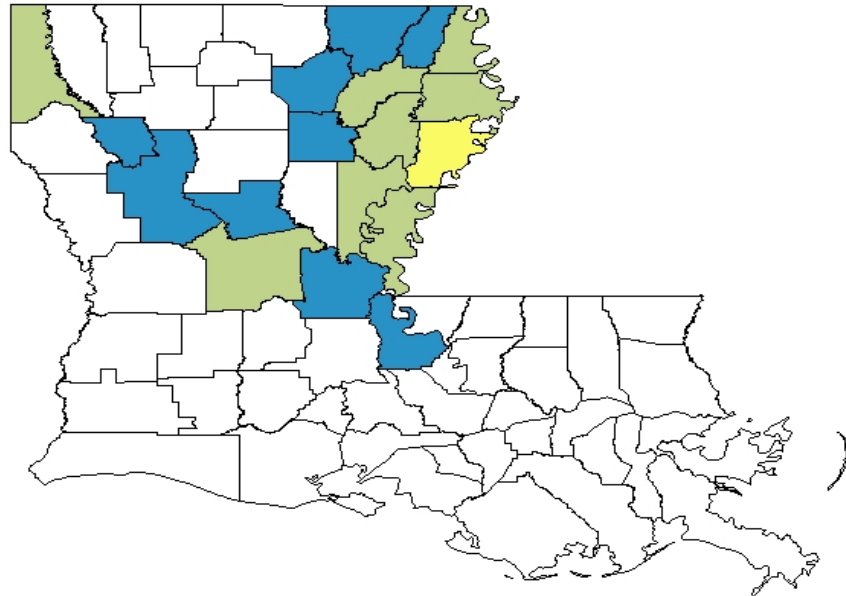
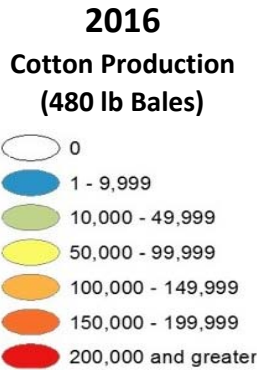




Louisiana



Louisiana Profile		
Market Value & Production	2012 -16 Avg	State Rank
Cotton Production (480 lb Bales)	333,000	12
Value of Cotton & Cottonseed	\$ 134,877,515	12
Cotton Planted Acres	157,000	12
Crop Insurance	2012-16 Avg	
Cotton Insured Acres	150,934	
% of Acreage Insured	96%	
Total Insured Liability	\$ 69,148,378	
Farmer Paid Premium	\$ 1,828,167	
Losses Paid	\$ 2,887,326	
Insurance Loss Ratio	44%	

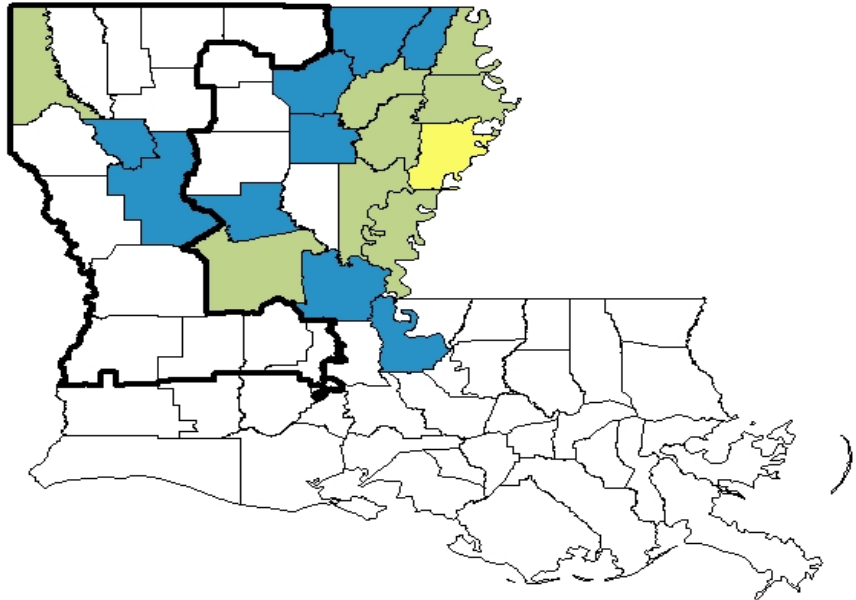
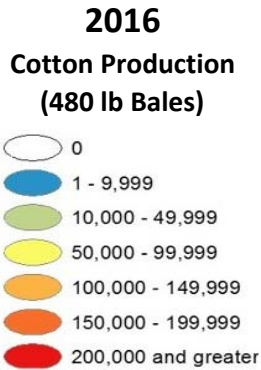
Industry Profile - Louisiana			
Sector	Businesses	Jobs	Revenue
Farms	467	1,970	\$ 132,663,667
Gins	23	575	\$ 32,312,333
Merchants/Marketing Cooperatives	2	D	D
Warehouses	10	122	\$ 9,586,928
Cottonseed Dealers/Processors	1	D	D
Textile Mills	-	-	\$ -
Total	503	2,678	\$ 195,196,008

D - Withheld to avoid disclosing data for individual companies

NA - Not applicable



LA-4th Congressional District



Congressional District Profile		
Market Value & Production	2012 -16 Avg	District Rank
Cotton Production (480 lb Bales)	41,177	50
Value of Cotton & Cottonseed	\$ 16,678,305	53
Cotton Planted Acres	19,342	53
Crop Insurance	2012-16 Avg	
Cotton Insured Acres	18,036	
% of Acreage Insured	93%	
Total Insured Liability	\$ 8,110,635.60	
Farmer Paid Premium	\$ 135,513.00	
Losses Paid	\$ 224,776.80	
Insurance Loss Ratio	41%	

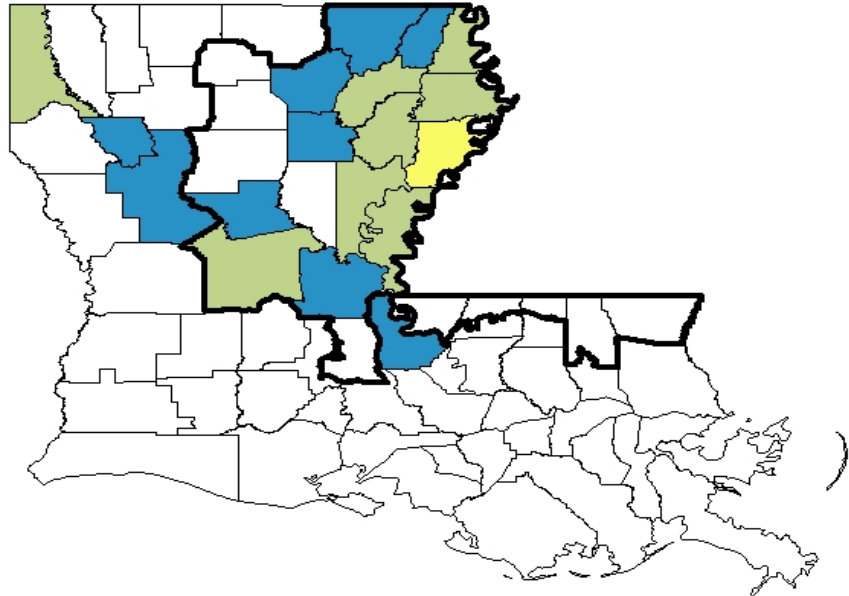
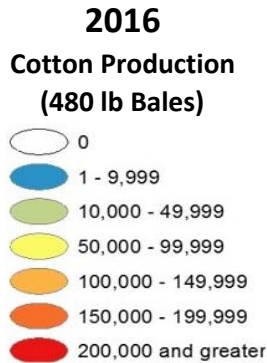
Industry Profile - Louisiana			
Sector	Businesses	Jobs	Revenue
Farms	467	1,970	\$ 132,663,667
Gins	23	575	\$ 32,312,333
Merchants/Marketing Cooperatives	2	D	D
Warehouses	10	122	\$ 9,586,928
Cottonseed Dealers/Processors	1	D	D
Textile Mills	-	-	\$ -
Total	503	2,678	\$ 195,196,008

D - Withheld to avoid disclosing data for individual companies

NA - Not applicable



LA-5th Congressional District



Congressional District Profile		
Market Value & Production	2012 -16 Avg	District Rank
Cotton Production (480 lb Bales)	287,801	14
Value of Cotton & Cottonseed	\$ 116,570,420	14
Cotton Planted Acres	135,244	17
Crop Insurance	2012-16 Avg	
Cotton Insured Acres	130,783	
% of Acreage Insured	97%	
Total Insured Liability	\$ 59,943,882.00	
Farmer Paid Premium	\$ 1,653,365.40	
Losses Paid	\$ 2,618,585.80	
Insurance Loss Ratio	44%	

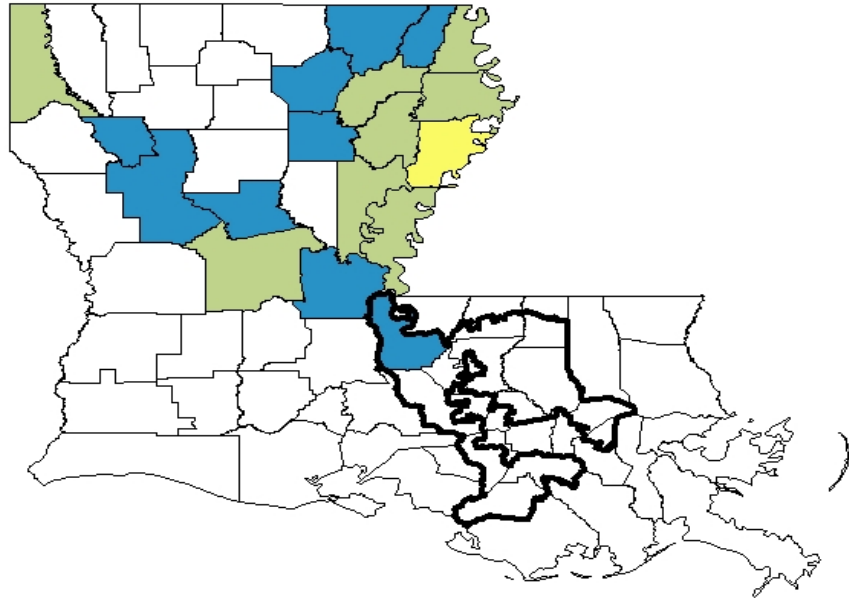
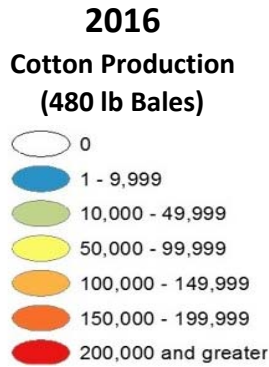
Industry Profile - Louisiana			
Sector	Businesses	Jobs	Revenue
Farms	467	1,970	\$ 132,663,667
Gins	23	575	\$ 32,312,333
Merchants/Marketing Cooperatives	2	D	D
Warehouses	10	122	\$ 9,586,928
Cottonseed Dealers/Processors	1	D	D
Textile Mills	-	-	\$ -
Total	503	2,678	\$ 195,196,008

D - Withheld to avoid disclosing data for individual companies

NA - Not applicable



LA-6th Congressional District



Congressional District Profile		
Market Value & Production	2012 -16 Avg	District Rank
Cotton Production (480 lb Bales)	4,021	80
Value of Cotton & Cottonseed	\$ 1,628,790	80
Cotton Planted Acres	2,414	79
Crop Insurance	2012-16 Avg	
Cotton Insured Acres	2,115	
% of Acreage Insured	88%	
Total Insured Liability	\$ 1,093,860.60	
Farmer Paid Premium	\$ 39,289.00	
Losses Paid	\$ 43,963.00	
Insurance Loss Ratio	35%	

Industry Profile - Louisiana			
Sector	Businesses	Jobs	Revenue
Farms	467	1,970	\$ 132,663,667
Gins	23	575	\$ 32,312,333
Merchants/Marketing Cooperatives	2	D	D
Warehouses	10	122	\$ 9,586,928
Cottonseed Dealers/Processors	1	D	D
Textile Mills	-	-	\$ -
Total	503	2,678	\$ 195,196,008

D - Withheld to avoid disclosing data for individual companies

NA - Not applicable